




FIRE PROTECTION PRODUCTS

90° Double Clapper Two-way Inlets

A106




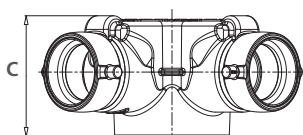
► Exposed auxiliary inlet connection with 500 G.P.M. inlet capacity to supplement fire protection water supply. Exposed design provides an economical method of satisfying Fire Dept. inlet requirements.

Standard equipment:

Cast brass two-way inlet body with double drop clappers and pin lug hose thread swivels; angle NPT outlet connection.

Branding:

A106/1 - AUTO-SPKR
A106/2 - STANDPIPE



SPECIFY THREAD

CERTIFICATIONS



a	b
4"	2-1/2"
4"	3"
6"	2-1/2"
6"	3"

	4" x 2-1/2"	4" x 3"	6" x 2-1/2"	6" x 3"
A	8-31/64"	9-3/32"	9-15/32"	10-3/32"
B	11-21/32"	12-27/32"	11-21/32"	12-7/8"
C	5-25/64"	5-21/32"	5-25/64"	5-57/64"

90° Triple Clapper Three-way Inlets

A106



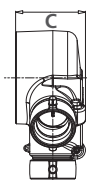
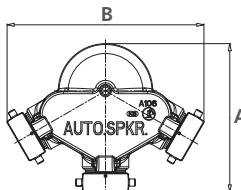
► Exposed auxiliary inlet connection with 500 G.P.M. inlet capacity to supplement fire protection water supply. Exposed design provides an economical method of satisfying Fire Dept. inlet requirements.

Standard equipment:

Cast brass three-way inlet body with triple drop clappers and pin lug hose thread swivels; angle NPT outlet connection.

Branding:

A106/1 - AUTO-SPKR
A106/2 - STANDPIPE



SPECIFY THREAD

a	b
4"	2-1/2"
6"	2-1/2"

	4" x 2-1/2"	6" x 2-1/2"
A	11-29/64"	11-29/64"
B	15-13/64"	15-13/64"
C	5-25/64"	5-25/64"