

INDUSTRIAL GLASS THERMOMETERS



The Weiss 7" and 9" Vari-angle® is molded of GE Valox® polyester, 40% glass/mineral reinforced. This particular material has excellent strength, impact and stiffness properties which makes it perfect for the toughest applications. Some of the uses are process piping, tanks, pipelines in building construction, boilers and air ducts. The Vari-angle is a versatile thermometer that can be adjusted easily for optimum readability. Furnished in ranges up to and including 300°F.

® Vari-angle is a registered trademark of Weiss Instruments, Inc.

SPECIFICATIONS

CASE: Modern V-shape design with parts molded of GE Valox® polyester, in black textured finish. Heavy glass protected front firmly secured against rattles by spring action.

STEM: For 3 1/2" stems only and ranges up to and including 300°F, the stem material is a precision die cast Zamac alloy. For ranges above 300°F, bulb chamber is a precision machined aluminum alloy with copper plated steel stem extension. *For Separable Socket connections only.*


LOCKING DEVICE: Adjustable case locknut and angle adjusting screw work independently to provide a full 360° positioning of thermometer case and stem.

ADJUSTABLE JOINT: GE Valox finished to match case. Completely encloses capillary to prevent tampering and foreign matter from entering instrument.

TUBE & CAPILLARY: Blue liquid filled-magnifying lens "Blue Reading" tube. Precision made to guarantee accuracy within 1% of scale range. Silicone shock mounted for lasting durability.

SCALE: White coated aluminum with permanently baked bold black markings. Locked in place and adjusted through device at top of scale. There are no mounting screws to cover up scale markings.

® Valox is a registered trademark of the General Electric Co.



9VU35

VARI-ANGLE INDUSTRIAL THERMOMETERS

7" SCALE	CAT NO.
3 1/2" STEM	7VU35
6" STEM	7VU6
9" STEM	7VU9
12" STEM	7VU12

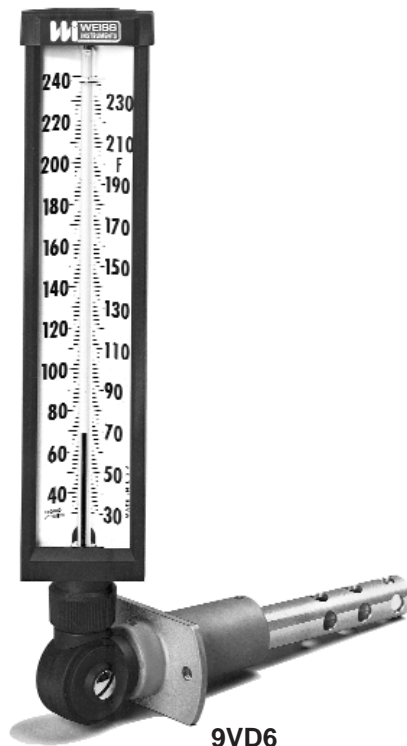
9" SCALE	CAT NO.
3 1/2" STEM	9VU35
6" STEM	9VU6
9" STEM	9VU9
12" STEM	9VU12

ADD RANGE CODE FROM RANGE TABLE LISTING. EX: 9VU35-240 (RANGE 30-240F)
ABOVE CATALOG NUMBERS **DO NOT INCLUDE SOCKETS** - ORDER SEPARATELY
FROM THERMOWELL TABLE LISTING.

VARI-ANGLE AIR DUCT THERMOMETERS

9" SCALE	CAT NO.
3 1/2" STEM	9VD35
6" STEM	9VD6
9" STEM	9VD9
12" STEM	9VD12

ADD RANGE CODE FROM RANGE TABLE LISTING. EX: 9VD6-180 (RANGE 30-180F)
ABOVE CAT. NUMBERS INCLUDE A REVERSIBLE DUCT MOUNTING FLANGE.



9VD6

CONSTRUCTION FEATURES

CASE: Modern V-shape design, high pressure die cast aluminum, finished in black textured enamel. Heavy glass protected front firmly secured against rattles by spring action.

STEM: For 31/2" stems only and ranges up to and including 300°F, the stem material is a precision die cast Zamac alloy. For ranges above 300°F, bulb chamber is a precision machined aluminum alloy with copper plated steel stem extension. *For Separable Socket connections only.*

LOCKING DEVICE: Two adjusting screws provide a full 360° positioning of thermometer case and stem.

ADJUSTABLE JOINT: Die cast aluminum finished to match case. Completely encloses capillary to prevent tampering and foreign matter from entering instrument.

TUBE & CAPILLARY: Blue liquid filled-magnifying lens "Blue Reading" tube. Precision made to guarantee accuracy within 1% of scale range. Silicone shock mounted for lasting durability.

SCALE: White coated aluminum with permanently baked bold black markings. Locked in place and adjusted through device at top of scale. There are no mounting screws to cover up scale markings.

FEDERAL SPEC. Units are in full conformance with Federal Specification GG-T-321D.

ALUMINUM CASE VARI-ANGLE INDUSTRIAL THERMOMETERS

7" SCALE	CAT NO.
31/2" STEM	A7VU35
6" STEM	A7VU6
9" STEM	A7VU9
12" STEM	A7VU12

9" SCALE	CAT NO.
31/2" STEM	A9VU35
6" STEM	A9VU6
9" STEM	A9VU9
12" STEM	A9VU12

ADD RANGE CODE FROM RANGE TABLE LISTING. **EX: A9VU35-120 (RANGE 0-120F)**
ABOVE CATALOG NUMBERS **DO NOT INCLUDE SOCKETS** - ORDER SEPARATELY FROM THERMOWELL TABLE LISTING.

ANGLE FORM INDUSTRIAL THERMOMETERS

7" SCALE	CAT NO.
31/2" STEM	7AU35
6" STEM	7AU6
9" STEM	7AU9
12" STEM	7AU12

9" SCALE	CAT NO.
31/2" STEM	9AU35
6" STEM	9AU6
9" STEM	9AU9
12" STEM	9AU12

ADD RANGE CODE FROM RANGE TABLE LISTING. **EX: 9AU35-120 (RANGE 0-120F)**
ABOVE CATALOG NUMBERS **DO NOT INCLUDE SOCKETS** - ORDER SEPARATELY FROM THERMOWELL TABLE LISTING.

STRAIGHT FORM INDUSTRIAL THERMOMETERS


7" SCALE	CAT NO.
31/2" STEM	7SU35
6" STEM	7SU6
9" STEM	7SU9
12" STEM	7SU12

9" SCALE	CAT NO.
31/2" STEM	9SU35
6" STEM	9SU6
9" STEM	9SU9
12" STEM	9SU12

ADD RANGE CODE FROM RANGE TABLE LISTING. **EX: 9SU35-120 (RANGE 0-120F)**
ABOVE CATALOG NUMBERS **DO NOT INCLUDE SOCKETS** - ORDER SEPARATELY FROM THERMOWELL TABLE LISTING.



A9VU35



9AU35



9SU35

INDUSTRIAL GLASS TEMPERATURE RANGES

°F RANGES	SCALE DIV.	RANGE CODE	°F & °C RANGES	RANGE CODE
40-0-110°F	2°	110	40-0-110F&C	115
0-120°F	1°	120	0-120F&C	125
0-160°F	2°	160	0-160F&C	165
30-180°F	2°	180	30-180F&C	185
30-240°F	2°	240	30-240F&C	245
30-300°F	5°	300	30-300F&C	305
50-400°F	5°	400	50-400F&C	405
50-550°F	5°	550	50-550F&C	555

°C RANGES	SCALE DIV.	RANGE CODE	°F & PSI RANGES	RANGE CODE
20-0-45 °C	1°	042	170-270 F&P	270
0-50 °C	1°	050	200-400 F&P	415
0-100°C	1°	100	80-135 C&Kg/CM2	135
0-160°C	2°	162		
0-200°C	2°	200		
All Ranges 400°F (200°C) and higher are furnished in Aluminum Case.			F&PSI Ranges Available in Fixed Form Only.	

SIX INCH INDUSTRIAL THERMOMETER RANGES

°F RANGES	SCALE DIV.	RANGE CODE	°F & °C RANGES	RANGE CODE
40-0-110°F	2°	110	40-0-110F&C	115
20-120°F	2°	120	20-120F&C	125
20-180°F	2°	180	20-180F&C	185
30-240°F	2°	240	30-240F&C	245
30-300°F	5°	300	30-300F&C	305
50-400°F	5°	400	50-400F&C	405
			40-260F&C	265

°C RANGES	SCALE DIV.	RANGE CODE
5-0-50 °C	1°	050
0-110°C	2°	110
0-150°C	2°	150